

FEDERAL SUPPLY CLASS  
4720

REV.  
H

AS1043™

RATIONALE

MODIFY TABLE 1 BY ADDING CLARITY TO ANGULAR LOCATION OF WIRE HOLES.

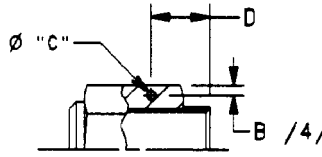


FIGURE 1 - STYLE A /2/

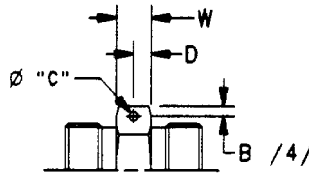


FIGURE 2 - STYLE B

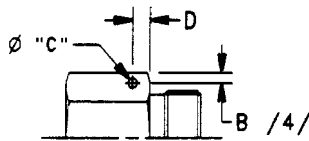


FIGURE 3 - STYLE C

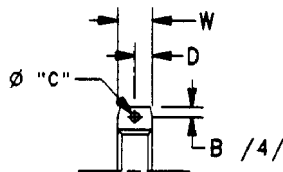


FIGURE 4 - STYLE D

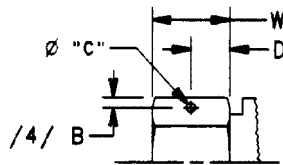
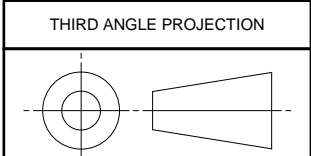


FIGURE 5 - STYLE E

SAE values your input. To provide feedback on this Technical Report, please visit <http://standards.sae.org/AS1043H>



CUSTODIAN: G-3/G-3B

PROCUREMENT SPECIFICATION: NONE



**AEROSPACE STANDARD**

SAFETY WIRE HOLES, HEX, FITTING,  
LOCATION OF, DESIGN STANDARD

AS1043™  
SHEET 1 OF 5

REV.  
H

SAE Technical Standards Board Rules provide that: "This report is published by SAE to advance the state of technical and engineering sciences. The use of this report is entirely voluntary, and its applicability and suitability for any particular use, including any patent infringement arising therefrom, is the sole responsibility of the user." SAE reviews each technical report at least every five years at which time it may be revised, reaffirmed, stabilized, or cancelled. SAE invites your written comments and suggestions.

ISSUED 1963-07 REAFFIRMED 2013-01 REVISED 2018-08

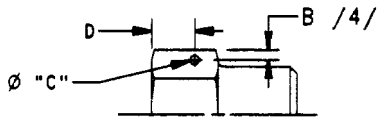


FIGURE 6 - STYLE F /2/

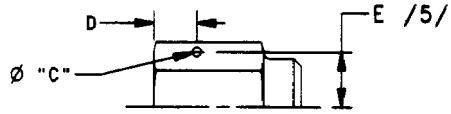


FIGURE 7 - STYLE G /2/

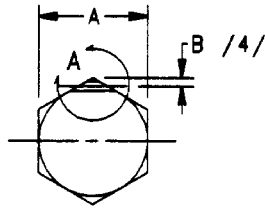


FIGURE 8 - END VIEW (TYP)

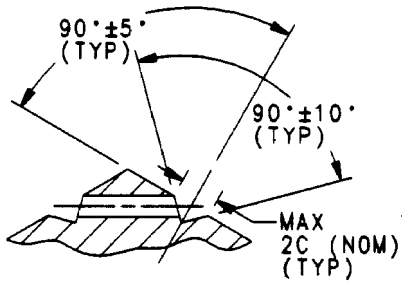


FIGURE 9 - OPTIONAL CONFIGURATION  
ENLARGED END VIEW A